

The Recycling Activities Printables include fun preschool, school age-appropriate worksheets and materials to learn about reducing, reusing.

## Learn About Recycling

Young children can learn about taking care of the Earth with this set of science and nature themed recycling printables.

Adding printable materials to a learning center encourages the development of writing and fine motor skills, creating a flexible environment for differing levels of development. Use the Recycling Activities Printables to enhance your preschool centers and science lessons.

## Recycling Activities Printables Include:

- Color the Correct Recycling Materials Page
- Sort It Out! Recycle/Compost Worksheet
- Recycle Vocabulary Tracer
- Recycling Tracing Page
- Recycle, Re-Use, or Compost Worksheet
- My Compost Bin Color & Match Sorting Page
- Recycle Bin Sort Cut & Paste Page

The Recycling Activities Printables consist of one PDF file. Simply print and use!

Thank you for downloading and printing these resources for your child or home! Follow <https://www.thingstoshareandremember.com/> for more ideas, resources, and freebies!

# Printables Terms and Conditions

These are the terms and conditions for purchasing and downloading printables at [thingstoshareandremember.com](http://thingstoshareandremember.com)

## Downloads can be used for:

- Personal Use
- Classroom use, including homeschool
- Public library use

## You may:

- Print as many copies as you would like to use in your home, classroom, or public library.
- Post online about a printable (example: a photo of your child using it), giving proper credit to Share & Remember and linking back to the original source for downloading.
- Share the original file link for others to purchase

## You may not:

- claim these files as your own
- alter these files in any way
- sell or in anyway profit from these files
- print these files and then sell the printed copies to others
- store or distribute these files on any other website or location where others are able to retrieve them (example: Dropbox, Google Drive, Facebook groups, etc.)
- Email my files to anyone or transmit them in any other manner


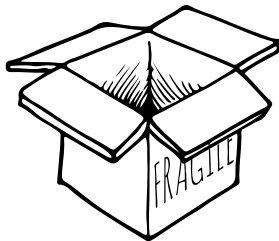


If you would like to use printables from Share & Remember in any other way, please [contact me](#) for permission.

Name: \_\_\_\_\_

# RECYCLING MATERIALS

Directions: Color the correct item in each box.


PAPER




GLASS



METAL






PLASTIC



Name: \_\_\_\_\_

# SORT IT OUT!

Directions: Cut and paste the pictures in their correct bins.



Name: \_\_\_\_\_

# RECYCLE VOCABULARY



plastic



metal



paper

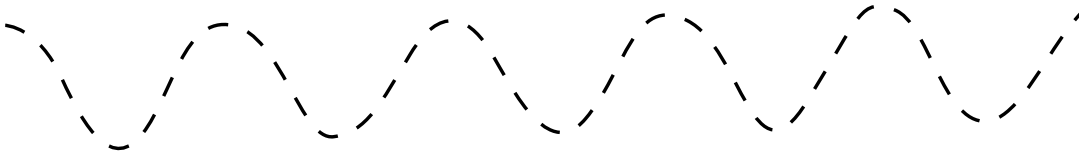

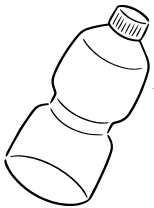

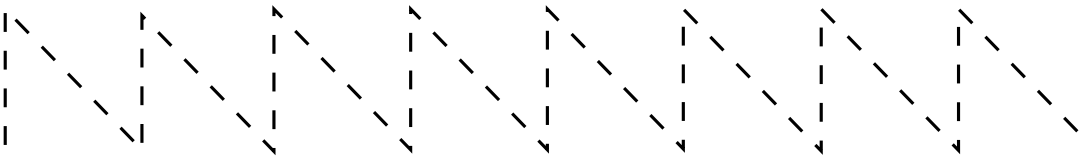




glass

Name: \_\_\_\_\_

# RECYCLING TRACING

Directions: Trace the line from each item to the recycle bin. Color the pictures.


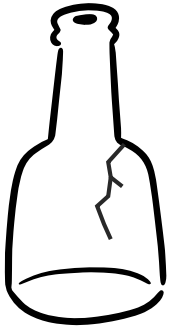


Name: \_\_\_\_\_

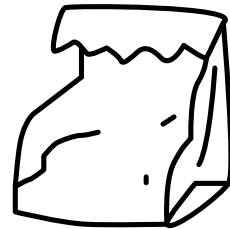



# RECYCLE, RE-USE OR COMPOST?

Directions: Circle all waste items that do not belong to the group.


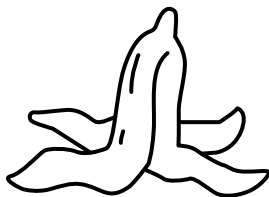
## RECYCLE



## RE-USE




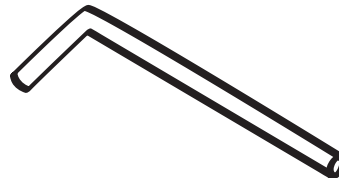
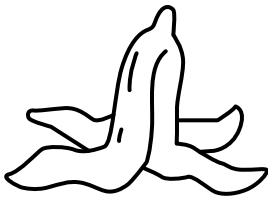



## COMPOST



Name: \_\_\_\_\_

# MY COMPOST BIN

Directions: Color the pictures that belong to your compost bin and draw lines to connect them to the bin.





Name: \_\_\_\_\_

# RECYCLE BIN SORT

Directions: Cut and paste the pictures in the correct box.

