

















# Moon Observation

Parents: Children love to look at the moon! It's one of the first things many young children notice in the natural world.

Take a few minutes to look for the moon each night for a week with your child. Write in the date and time of your observation. If you can see the moon, color or circle yes or no if the moon is not visible. Talk to your child about how the moon looks and guide them as they fill in the moon diagram.

Enjoy this wonderful learning experience and time to connect with your child!

Monday	Tuesday	Wednesday	Thursday	Friday	Saturday	Sunday
Date:	Date:	Date:	Date:	Date:	Date:	Date:
Time:	Time:	Time:	Time:	Time:	Time:	Time:
<b>Can you see the moon?</b>	<b>Can you see the moon?</b>	<b>Can you see the moon?</b>	<b>Can you see the moon?</b>	<b>Can you see the moon?</b>	<b>Can you see the moon?</b>	<b>Can you see the moon?</b>
Yes No	Yes No	Yes No	Yes No	Yes No	Yes No	Yes No
 	 	 	 	 	 	 
Color in the moon to show what you see:	Color in the moon to show what you see:	Color in the moon to show what you see:	Color in the moon to show what you see:	Color in the moon to show what you see:	Color in the moon to show what you see:	Color in the moon to show what you see:
