


monkey toast.



① With an adult toast a piece of bread.



② Spoon  Nutella on the toast.

③ Pick out 2  blueberries for the eyes.

④ Slice 2  banana slices. Cut each one in half. 

⑤ Use one  banana half for each ear.

⑥ use the other  banana halves for the mouth.

PUPPY toast



↑ toast



↑ cream cheese












← Nutella
↑ blueberries



← raspberries











← decorating gel

1. With an adult, toast a piece of bread. 
2. Cut the bread into 3 pieces. 
3. Spoon  Nutella on the 2 end pieces. 
4. Spoon  cream cheese on the center.
5. On the cream cheese and a circle of nutella.
6. Put 2   blueberry eyes.
7. Add a  raspberry nose.
8. Draw with  black decorating gel a mouth.

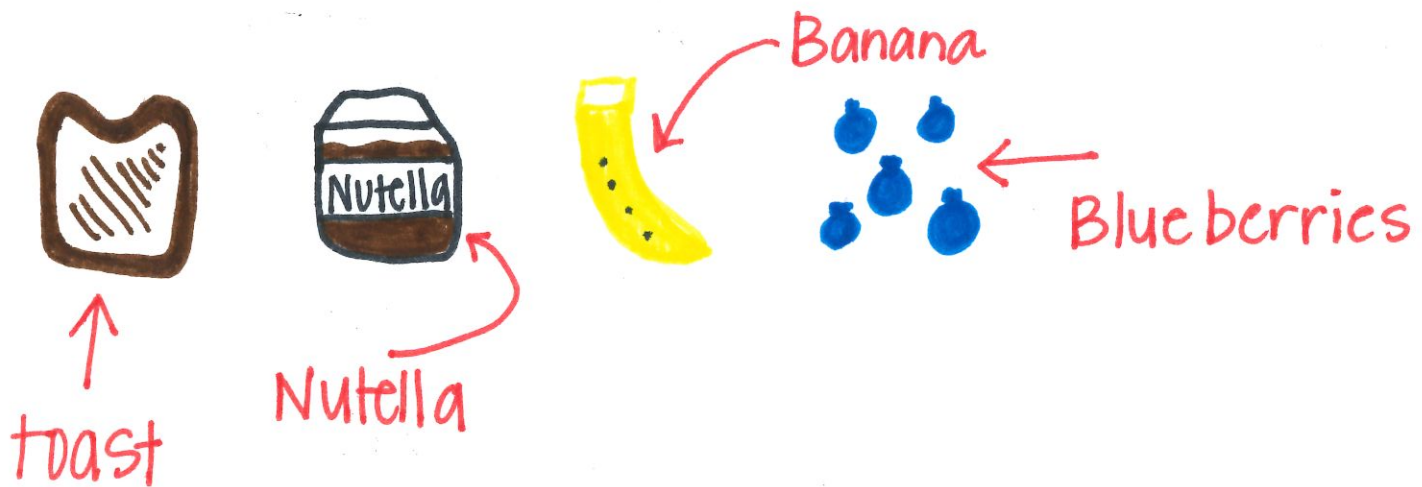
fish

toast



- ① With an adult, toast a piece of bread. 
- ② Spread  on the  toast.
- ③ Turn the toast on the side. Add a  blueberry for the fish eye.
- ④ With an adult, slice   strawberries. Overlap them to create  the fish scales.
- ⑤ Slice a  strawberry sliver to make a smile.

Bear toast




Instructions:


- ① With an adult, toast a piece of bread.



- ② Spoon  Nutella on your 

- ③ Slice a round piece of  banana and place on the toast for the bear's nose.

- ④ Pick 2   blueberries for eyes. Place above the banana slice.

- ⑤ Pick 1 more  and put it in the middle of the banana to finish the nose.