




Tree Templates with Rhymes for Finger Painting & Crafts







Create a spring tree. Print on cardstock. Color or paint tree. Add pink and white flower blossom finger prints to the tree.



Create a summer tree. Print on cardstock. Use various shades of green paint to add finger print leaves.




Create a fall tree. Print on cardstock and add finger print leaves in fall paint colors. Or collage with tissue paper and sequins for leaves.



Create an apple tree. Print on cardstock. Paint or color tree. Add red finger prints to make apples.




Create a Christmas tree. Print on cardstock. Finger paint with green paint. Add colorful finger prints for lights on the tree.



Create a winter tree. Print on green cardstock. Finger paint with white paint. Sprinkle with glitter.


I Am a Tree by Nancy Kopman

I am a tree and I stand so tall. I have great big branches and little branches small. I love the Earth and the Earth loves me.




It is Spring

It's Spring! I can see leaves on the trees, I can hear birds and bees, And the flowers are growing too!




The Leaves Are Falling



The leaves are falling,
The leaves are falling,
Watch them twirl around.
The leaves are falling,
The leaves are falling,
Gently to the ground.

A is for Apple



A is for apple
round and sweet.
Red, yellow,
and green apples,
So good to eat!

Down by the Tree Farm

Down by the tree farm, where the evergreen grows
Is a home to many things, and in that tree
You just might find a pretty little bird singing the
sweetest song you ever heard.



Snow Covered Forest

Snow-covered forest, quiet and still, white frosty pillow, wintery quilt. Moonlight is sparkling, pond swept with ice, snow-covered forest magical sight.

